



New Jersey State Snapshot

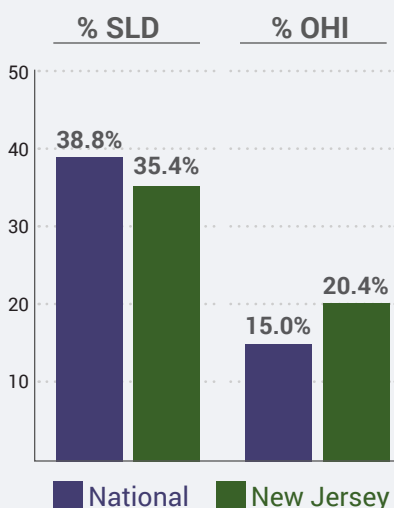
Nationwide,
12.2%

of public school students received special education in 2013–2014.

In New Jersey,
14.6%

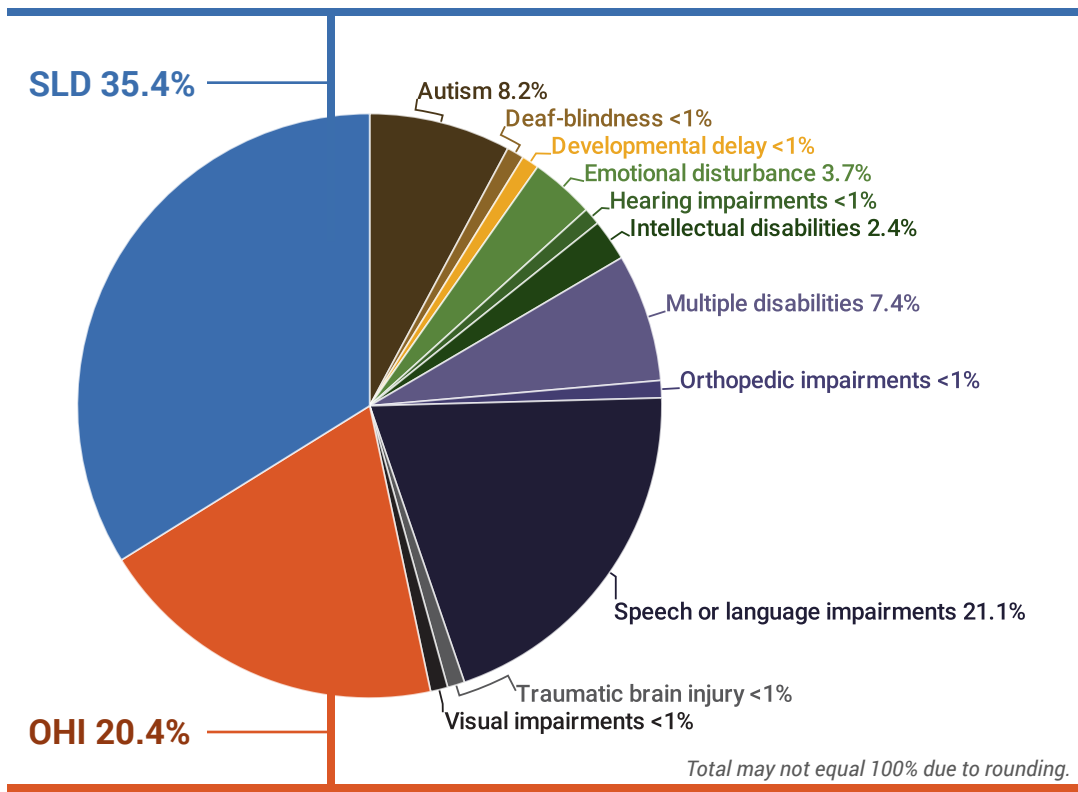
of public school students received special education that year.

Rates of SLD & OHI among students receiving special education in 2015–2016



75,723 children

were identified in 2015-2016 with **specific learning disabilities (SLD)** in New Jersey, where they accounted for the largest of the 13 disability categories covered under special education law.

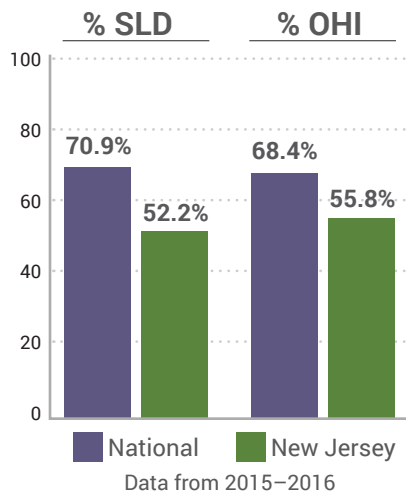


Children are often classified under the category of **other health impairments (OHI)** when ADHD is the primary reason they qualify for special education. OHI can cover other health conditions but is used here as a rough proxy for students receiving special education who have ADHD.



Educational Environment

As detailed in this chart, many students receiving special education spend 80% or more of the school day in general education classrooms. Inclusion can improve outcomes— if teachers have the skills needed to help diverse learners.



State Literacy Laws

New Jersey law provides for dyslexia and reading disability screening in kindergarten, professional development for K–3 reading teachers and special educators, and instruction in dyslexia awareness and intervention for current teachers and teacher candidates.

New Jersey does not have a law addressing reading by third grade, though 38 states in the country do.



Discipline

Nationwide, students with disabilities are more than twice as likely to be suspended as those without disabilities, and the loss of instructional time increases the risk of academic failure and school aversion.

In New Jersey students identified with SLD or OHI accounted for

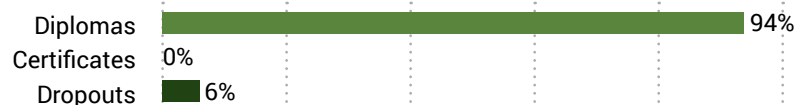
64.4%

of students with disabilities who received out-of-school suspensions in 2014–2015


Leaving High School

Students with learning and attention issues are as smart as their peers and, with the right support, can achieve at high levels. But too often students with these issues leave school with a certificate of completion—instead of a regular diploma—or drop out altogether. Here’s a look at outcomes for students receiving special education in New Jersey, where **89.7%** of all students graduated in 2014–2015.

All special education



SLD



OHI



Data from 2014–2015

Totals may not equal 100% due to rounding.

Sources: IDEA 618 data, Civil Rights Data Collection, and White House graduation data.