



Washington


State Snapshot of Specific Learning Disabilities



US Public School Enrollment, 2020–2021: 49.4 Million Students

What is a Specific Learning Disability (SLD)?

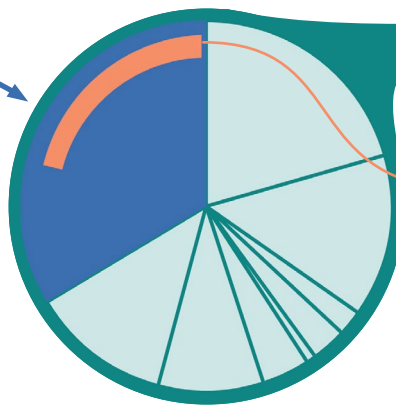
An **SLD** is a brain-based disorder that affects an individual's ability to read, write, and do math (e.g., dyslexia, dysgraphia, and dyscalculia). Students identified with **SLD** receive special education services under the **Individuals with Disabilities Education Act (IDEA)**, a law that provides a free and appropriate public education to children with disabilities. Of the **13%** of the U.S. school-age population who received disability services under **IDEA** in the 2020–2021 academic year, **34%** received services for **SLD** as the primary disability.



WA Public School Enrollment, 2020–2021: 1,087,354 Students

SLD: 33%

WA Students with **SLD** (45,760) represent the largest proportion of students served under **IDEA** (137,052) in 2020 – 2021.

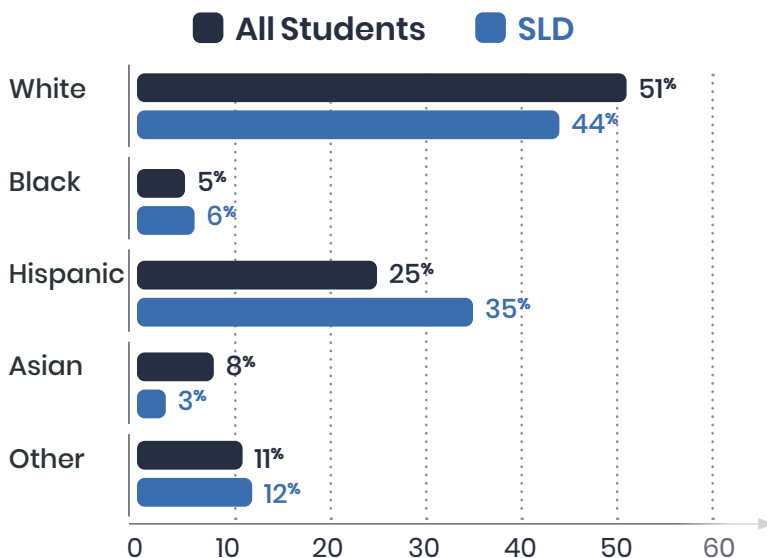


IDEA: 13%

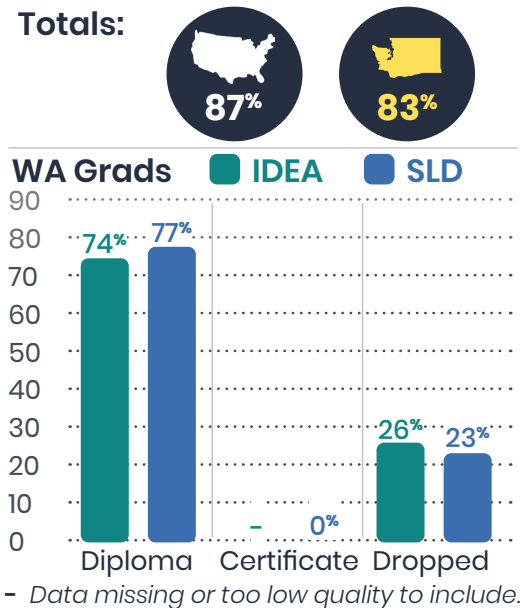
63% of WA Students with **SLD** spend 80% or more of their school day with their general education classroom.



WA Racial / Ethnic Demographics, 2020 – 2021



Graduation Rates, 2019 – 2020



For full State Snapshot citations and more info, visit [NCLD.org](https://www.nclld.org)