



# Ohio

## State Snapshot of Specific Learning Disabilities



**US Public School Enrollment, 2022–2023: 49.6 Million Students**

### What is a **Specific Learning Disability (SLD)**?

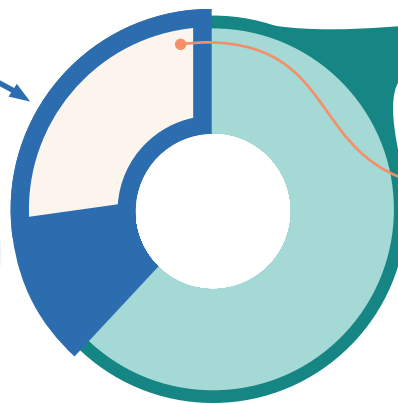
An **SLD** is a brain-based disorder that affects an individual's ability to read, write, and do math (e.g., dyslexia, dysgraphia, and dyscalculia). Students identified with **SLD** receive special education services under the **Individuals with Disabilities Education Act (IDEA)**, a law that provides a free and appropriate public education to children with disabilities. Of the **14%** of the U.S. school-age population who received disability services under **IDEA** in the 2022–2023 academic year, **34%** received services for **SLD** as the primary disability.



**OH Public School Enrollment, 2022–2023: 1,680,639 Students**

**SLD: 38%**

OH Students with **SLD** (96,461) represent the largest proportion of students served under **IDEA** (256,912) in 2022 – 2023.

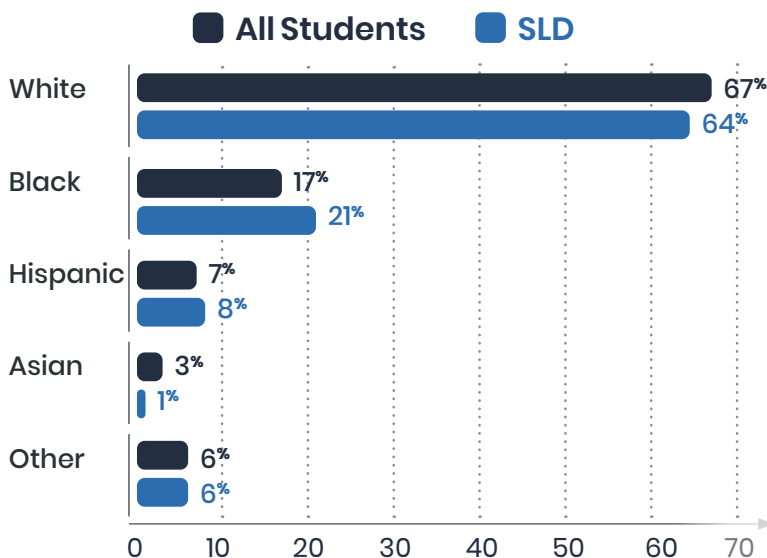


**IDEA: 15%**

**66%** of OH Students with **SLD** spend 80% or more of their school day with their general education classroom.



**OH Racial / Ethnic Demographics, 2022 – 2023**

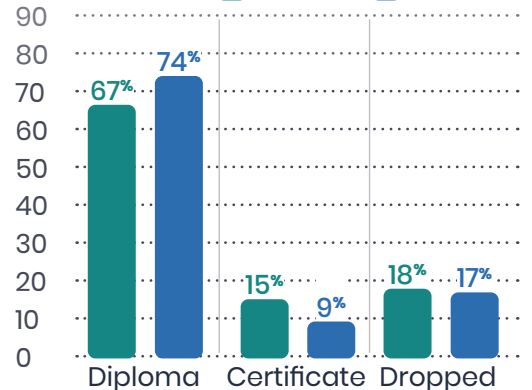


**Graduation Rates, 2022 – 2023**

Totals:



OH Grads: IDEA (green), SLD (blue)



For full State Snapshot citations and more info, visit [NCLD.org](https://www.nclld.org)