



Illinois

State Snapshot of Specific Learning Disabilities



US Public School Enrollment, 2022–2023: 49.6 Million Students

What is a **Specific Learning Disability (SLD)**?

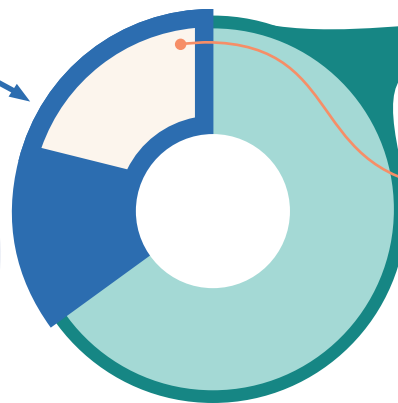
An **SLD** is a brain-based disorder that affects an individual's ability to read, write, and do math (e.g., dyslexia, dysgraphia, and dyscalculia). Students identified with **SLD** receive special education services under the **Individuals with Disabilities Education Act (IDEA)**, a law that provides a free and appropriate public education to children with disabilities. Of the **14%** of the U.S. school-age population who received disability services under **IDEA** in the 2022–2023 academic year, **34%** received services for **SLD** as the primary disability.



IL Public School Enrollment, 2022–2023: 1,852,242 Students

SLD: 35%

IL Students with **SLD** (94,712) represent the largest proportion of students served under **IDEA** (269,925) in 2022 – 2023.

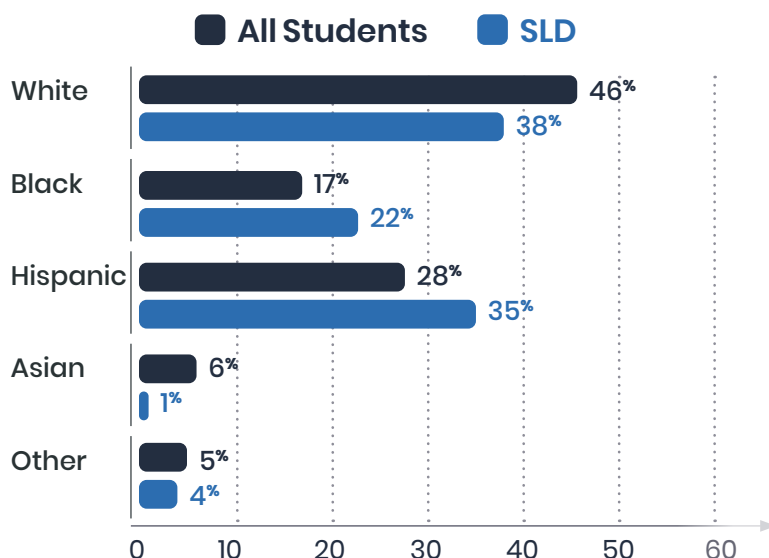


IDEA: 15%

53% of IL Students with **SLD** spend 80% or more of their school day with their general education classroom.

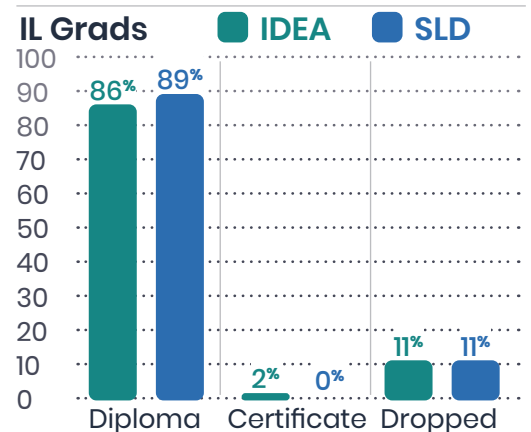
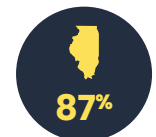


IL Racial / Ethnic Demographics, 2022 – 2023



Graduation Rates, 2022 – 2023

Totals:



- Data missing or too low quality to include.



For full State Snapshot citations and more info, visit [NCLD.org](https://nclld.org)

Publication date 04/28/25 © 2023 National Center for Learning Disabilities