



California

State Snapshot of Specific Learning Disabilities



US Public School Enrollment, 2022–2023: 49.6 Million Students

What is a **Specific Learning Disability (SLD)**?

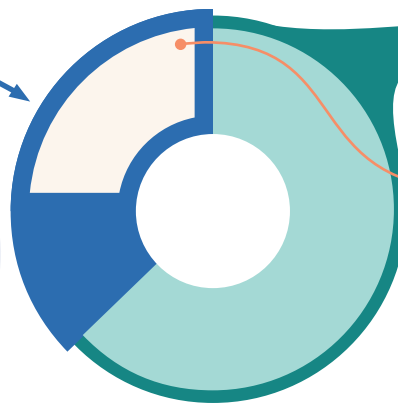
An **SLD** is a brain-based disorder that affects an individual's ability to read, write, and do math (e.g., dyslexia, dysgraphia, and dyscalculia). Students identified with **SLD** receive special education services under the **Individuals with Disabilities Education Act (IDEA)**, a law that provides a free and appropriate public education to children with disabilities. Of the **14%** of the U.S. school-age population who received disability services under **IDEA** in the 2022–2023 academic year, **34%** received services for **SLD** as the primary disability.



CA Public School Enrollment, 2022–2023: 5,930,473 Students

SLD: 37%

CA Students with **SLD** (279,110) represent the largest proportion of students served under **IDEA** (758,272) in 2022 – 2023.

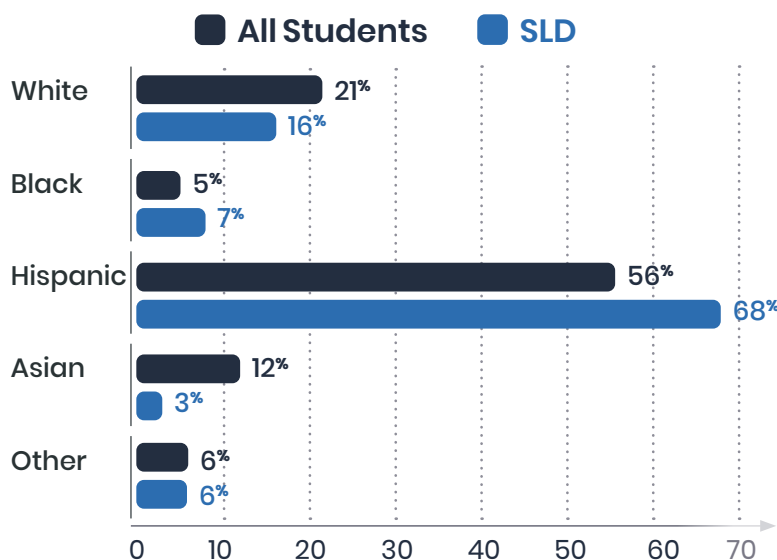


IDEA: 13%

61% of CA Students with **SLD** spend 80% or more of their school day with their general education classroom.

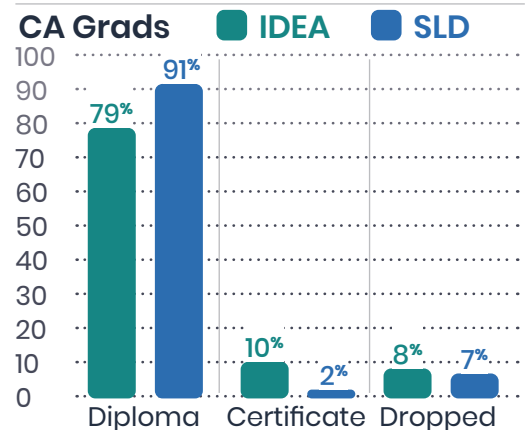


CA Racial / Ethnic Demographics, 2022 – 2023



Graduation Rates, 2022 – 2023

Totals:



For full State Snapshot citations and more info, visit [NCLD.org](https://nclld.org)

Publication date 04/10/25 © 2023 National Center for Learning Disabilities